

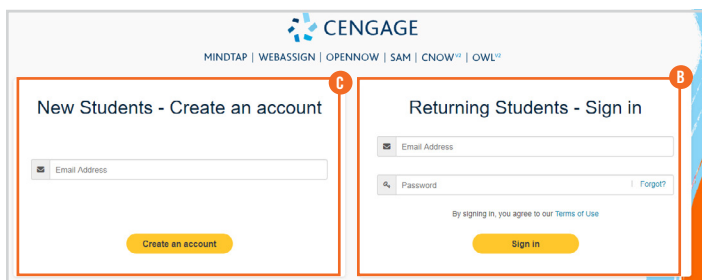
You are eligible for free Cengage Unlimited access if your school has been affected by COVID-19.

## 1 Log In or Create an Account

- A Go to [login.cengage.com](https://login.cengage.com)
- B If you already have a Cengage account, log in now
  - ▶ You may already have a Cengage account if you have taken courses through *MindTap*, *WebAssign*, *SAM*, *CNOWv2* or *OWLv2*


OR

- C If you do not have a Cengage account, click “Create an Account > Student” and register now—we highly recommend using your school email address to register



## 2 Start Your Free Access

- A Once you have logged in, click on “Start Trial” in the sidebar
- B Click “Explore Cengage Unlimited” to start your access
  - ▶ You have full access to Cengage Unlimited for the next fourteen days
- C **NOTE:** At the end of your trial, click “Start Trial” to regain access for another fourteen days, as long as your school is affected by COVID-19

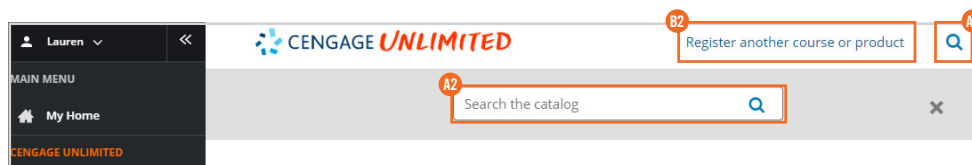


## 3 Adding Materials to Your Dashboard

- A To add online textbooks to your dashboard:
  - A1 Click on the magnifying glass icon in the top right corner of your dashboard
  - A2 Search by ISBN and click “Add to My Home”
    - ▶ **Note:** Often there are several versions of a book. Be sure you find the exact one specified by your instructor
- B To add online homework platforms (*MindTap*, *WebAssign*, *SAM*, *CNOWv2* or *OWLv2*) to your dashboard:
  - B1 **If you are using a Learning Management System (LMS), like Blackboard or Canvas**, click any link to Cengage content within your LMS course and log in using the same Cengage credentials you just used
    - ▶ Be sure to enable pop-ups in your browser

OR

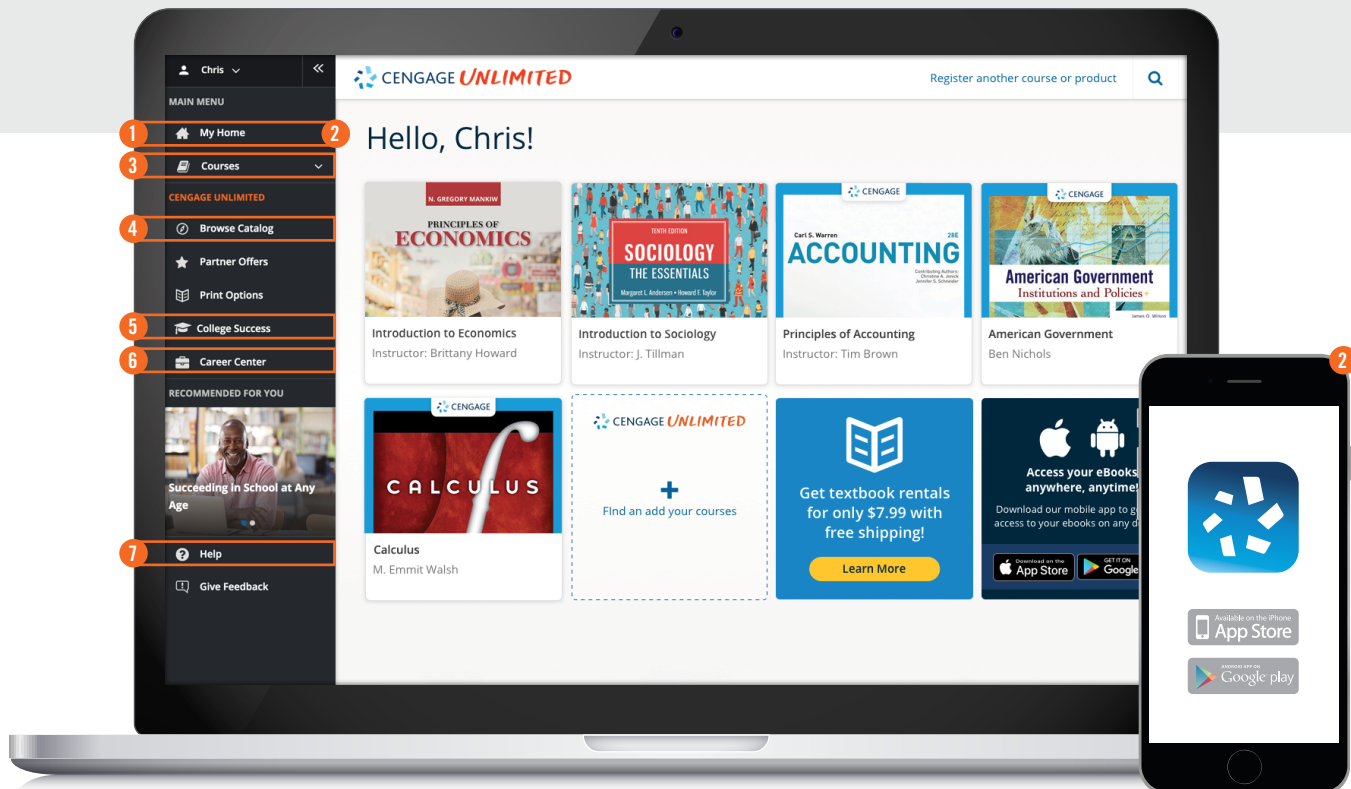
- B2 If your instructor has not assigned Cengage assignments within a Learning Management System (LMS), click on “Register another course or product” in the top right corner of your dashboard:
  - ▶ Enter the Course Key or Access Code (provided by your instructor), and click “Register”



## What's Included in Cengage Unlimited?

Easily navigate and access everything included with Cengage Unlimited from this sidebar.

The sidebar appears on the left once enrolled in a course using *MindTap*, *WebAssign*, *CNOWv2* or *SAM*. It also appears in the *Cengage Mobile App*.



- 1 **My Home:** Add Cengage online textbooks, courses and more to your dashboard. Save as many as you want—they're all included—and access them here.
- 2 **Free Cengage Mobile App:** Highlight, read, listen to textbooks and more—online and off. Download link appears on "My Home" for iOS and Android.
- 3 **Courses:** If you are in courses using *MindTap*, *WebAssign*, *CNOWv2* or *SAM*, shortcuts will appear here.
- 4 **Browse Catalog:** Dive into our entire library of Cengage online textbooks across disciplines, Study Tools and more.
- 5 **College Success:** Tackle college with confidence. Access dozens of student success skill-building activities.
- 6 **Career Center:** Get ready to land that job. Access a career exploration database and employability skill building activities.
- 7 **Help:** Available online 24/7 from our award-winning customer support center.

**NOTE:** Print Options and Partner Offers are not accessible during a free trial because these value-adds are hosted outside of Cengage.